

farmerswife

What's New in 5.0

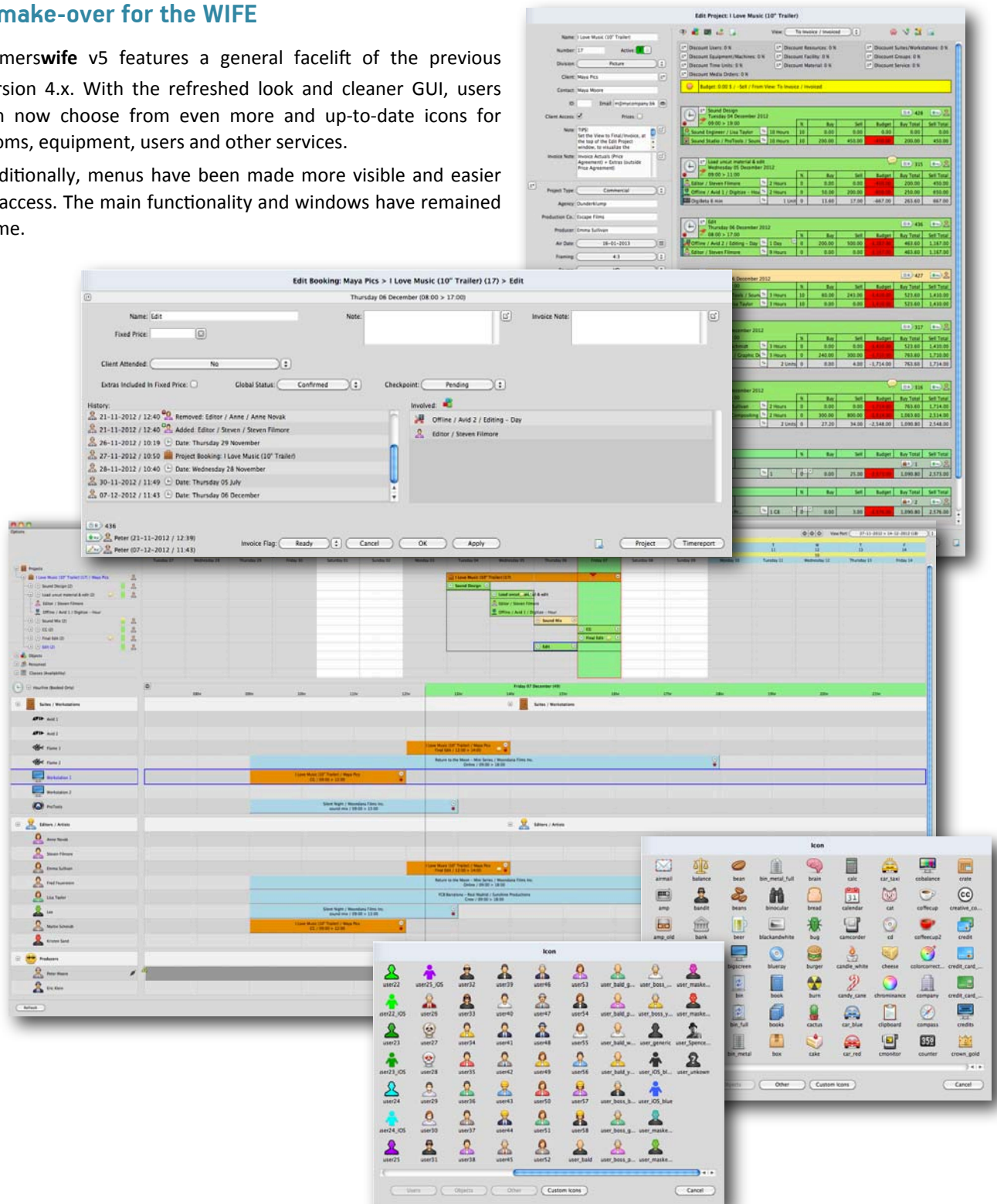
Version **5.0 "DasSchmetterling"** is the new major release of farmerswife. The main reason for it being a major release is the fact that the Desktop application received a general 'facelift'. In addition we've been very busy adding 216 new features, among these are 41 "Hot" ones. Our developers fixed 144 bugs, made 61 other changes. All in all the release version contains 423 native changes.

We have also released a brand new iOS farmerswife app ... more details below and watch the intro on our website.

A make-over for the WIFE

farmerswife v5 features a general facelift of the previous version 4.x. With the refreshed look and cleaner GUI, users can now choose from even more and up-to-date icons for rooms, equipment, users and other services.

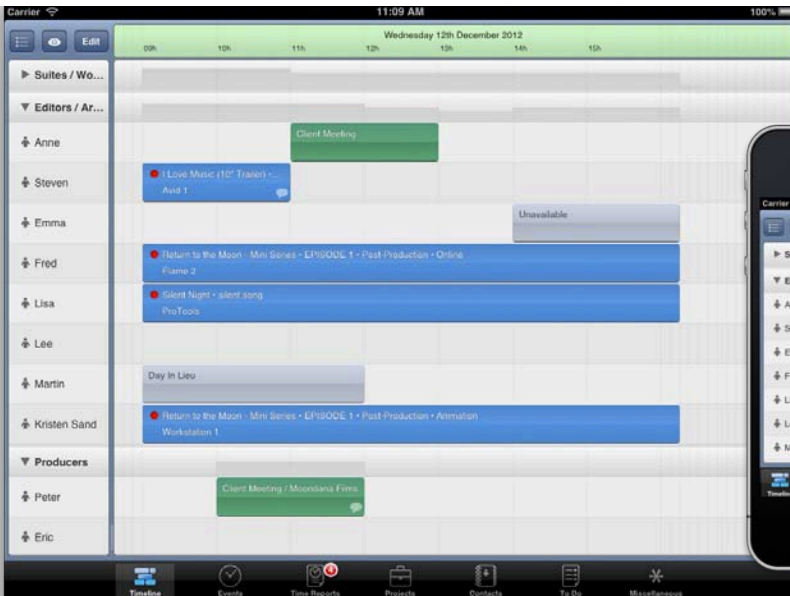
Additionally, menus have been made more visible and easier to access. The main functionality and windows have remained same.



iOS Universal app

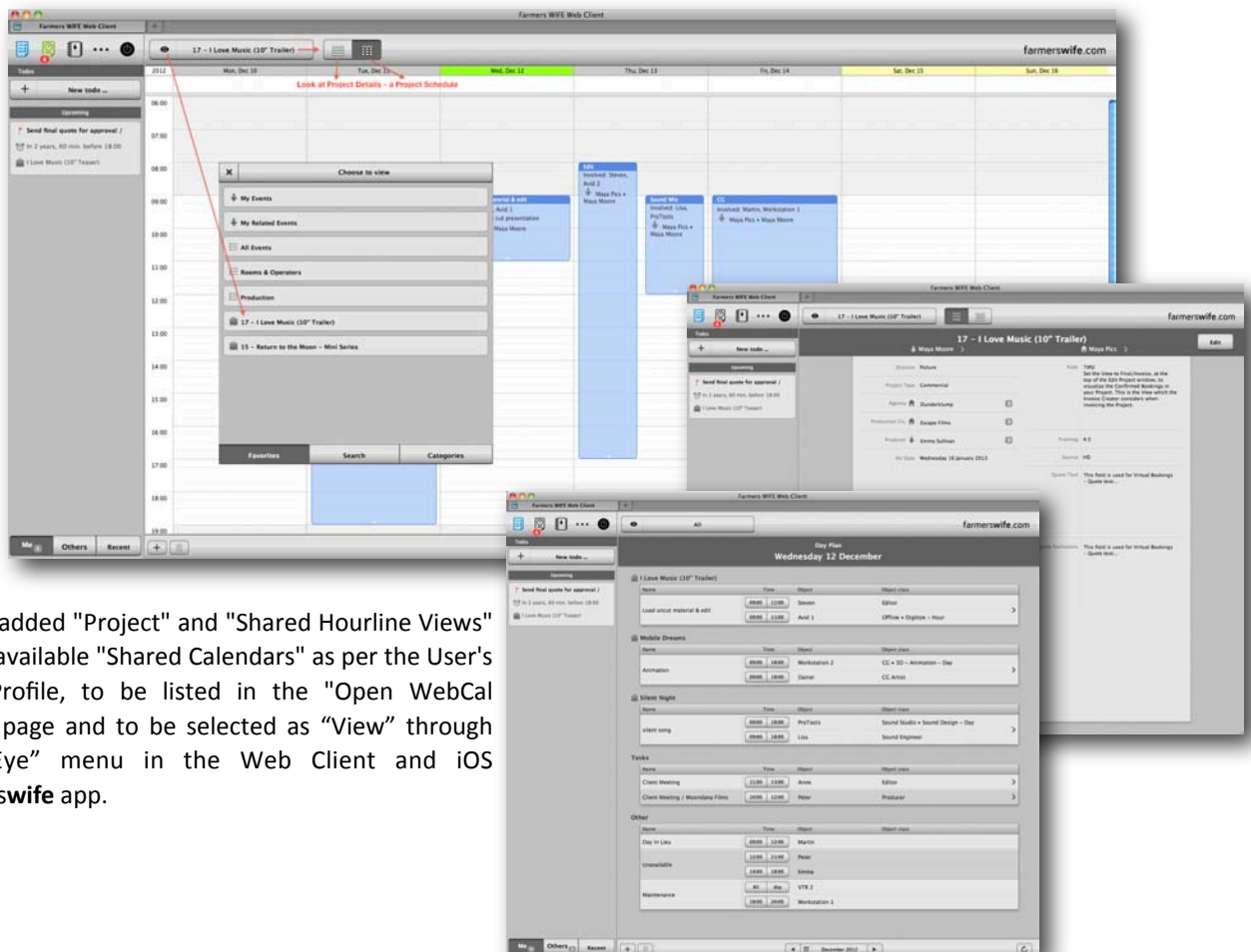
farmerswife 5.0 features a brand new Universal iOS farmerswife app that now includes a **TIMELINE**. In portrait and landscape mode. It supports drag and drop, cropping, copying events and much more.

Check out the video on our website for more information.



Web Client & WebCal - Project Views, Day Plan View

The Web Client, a web browser based access initially intended to be used by Operators to access the farmerswife server for actualizing time and checking their schedule, has also received another round of strong improvements. It can now be used in multiple languages. When logging in, the browsing between day-week-month is more intuitive and WIFE also remembers the last view the user was looking at when logging out.



We've added "Project" and "Shared Hourline Views" to the available "Shared Calendars" as per the User's Web Profile, to be listed in the "Open WebCal Index" page and to be selected as "View" through the "Eye" menu in the Web Client and iOS farmerswife app.

farmerswife

What's New in 5.0

Now multiple-day bookings are supported in both the iOS app and Web Client. You can easily see if it's a multiple day booking in the Booking window below the Time. To create a new multiple day Booking from the iOS WIFE or Web Client, indicate the Start Date and End Date.

Also users can now choose to turn off Time Reporting, and they can now be allowed to Edit Projects and Contacts, Create Requests, Personnel Events and more.

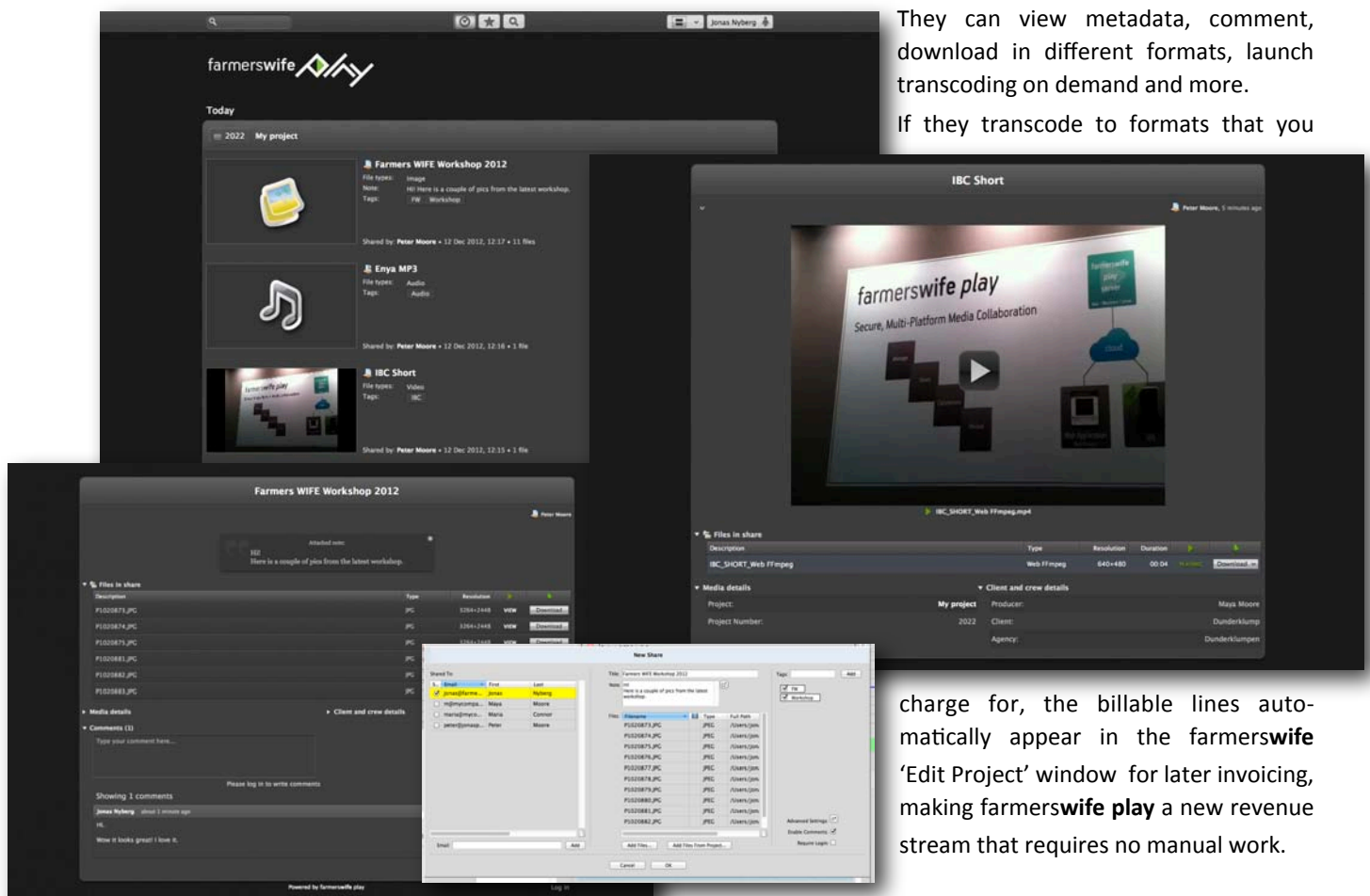


farmerswife play

farmerswife **Play**, is a media collaboration tool that enables post production companies to easily and securely store and share media with their clients. **Play** allows users to easily encode, share and collaborate on dailies and masters, while keeping the raw high quality media material stored securely at the post house. Clients get an email with a direct link to **fwplay.com** where they find all their related and shared media.

They can view metadata, comment, download in different formats, launch transcoding on demand and more.

If they transcode to formats that you



charge for, the billable lines automatically appear in the farmerswife 'Edit Project' window for later invoicing, making farmerswife play a new revenue stream that requires no manual work.

You can now choose between a basic and advanced version. The basic version uses Amazon S3 clouded storage, allowing you to share 50 GB. The creation of web and iPhone proxies is handled by the built-in FFmpeg transcoding engine.


The advanced version features an integration to Telestream Episode® 6 that provides automatic and on-demand transcoding of movies for web, iPhone and other formats directly from within farmerswife and through **fwplay.com**. It also includes more advanced features, like automatic sharing of files and folders on your storage network.

It's now extremely easy to try out Play before you buy it. Contact farmerswife support to get the simple setup instructions.

Over Budget? Your WIFE keeps an eye on it!

More companies than ever trust and work with the Budgeting Production option in farmerswife. In version 5 we've added another round of new features, focusing on the production workflow and their specific needs to budget, actualize and report on productions.

When linking your actuals to the budgeted items, this is now improved in the way that you can search for actuals, multi-select and choose which actuals will be added to which Budget if you've more than one. All useful stuff if working with big projects.



Do you have a lot of items you actually just want to budget, but you never really need to book?

Just 'Forward [these] Budget Details To Actuals' and your actuals will be updated and attached to the Budget immediately.



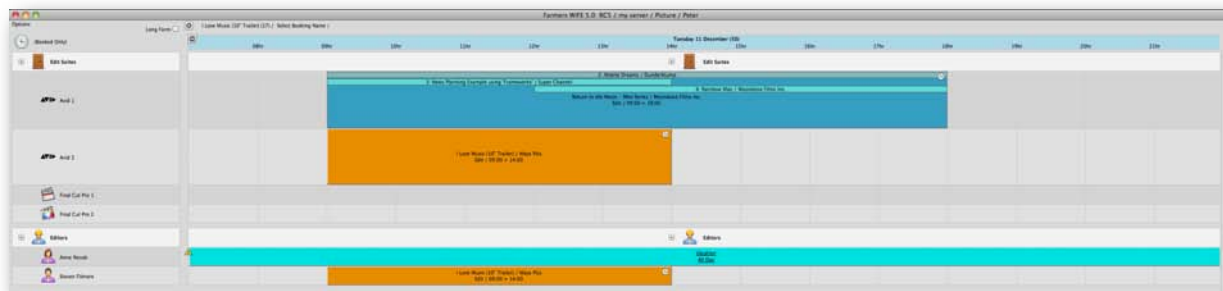
Freelancers expenses at a glance

With the Purchase Order Module it was already possible to create PO's for a Freelancers work. And you could do this while you were Budgeting the Freelancers work. farmerswife 5 now supports the whole process from the Budget through to the Purchase Order for the Freelancers work, down to the Invoice that you receive after the job is done and back to the Budget, with updated Actuals from the Invoice that the Freelancer sent you.

As often the Freelancers work is budgeted with a Sell Rate to the Client, but the Buy Rate (Cost) for the Freelancer is individual, there's now a new server-side setting called "Prefer Buy Rate From Object". It allows you to choose if you want to override just the Buy Rate, just the Sell Rate or both when "Inherit Rate From Object Class" is used or special Rate Cards for clients.

Hold on!

farmerswife 5 now features 'Option Bookings' with extended functionality, so you can have multiple 'hold' bookings on a suite in your own colour coding. Upon client feedback, simply change the order of a hold by drag & drop and all the following 'hold's' will be re-numbered and arranged. This way you'll never lose track of all the potential business that is out there! When you amend the I/O time of a booking you can choose whether it should be last in range or keep its position.

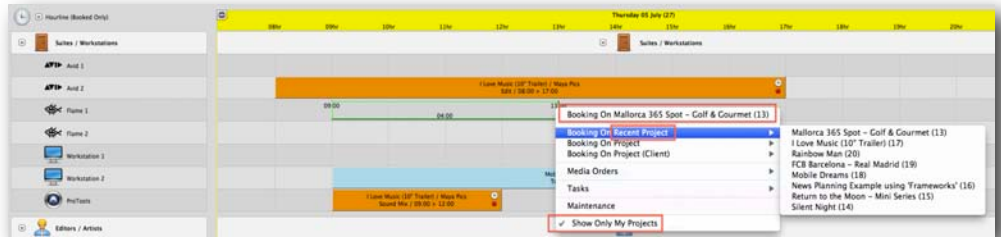


Integrating WIFE into your file management system!

Previously the 'files' folder showed project ID's and links to project folders. In version 5 it's now possible to configure separate folder locations for "active", "closed" and "archived" Projects. In combination with the possibility to configure the name of the Project Folder without having to use legacy symlinks, for example "123_My_Project" instead of "id201204201253450001", and the function to break out the 'files' folder from the WIFE Server to a different storage location in your network, this provides facilities more flexibility in integrating the file management with files uploaded to Projects, Media or other areas in farmerswife.

Just look at what YOU need to see...

... and simply just access the projects YOU need in farmerswife 5. The new Booking pop-up now shows a new menu option to access 'Recent Projects' showing the 10 recent Projects you worked on.



In the Hourline you'll see all related Bookings belonging to a project highlighted with a differently coloured frames, to easier distinguish related work.

Keep track of your payments!

Invoice Management in farmerswife v5 now features a new Invoice Payments Module that allows you to keep track of payments for your invoices. Especially if your customers don't pay their invoices in full immediately, but drop chunks of payments on an irregular basis. Payments can be created for existing Invoices and farmerswife will automatically deduct any previous payments from the still due amount to be paid.

Do you know whats everyone else is doing today?

Check out the new "Hourline Views To Day-Plan XML Export". With this export you can use the information from your customized daily Hourline view and publish it e.g. in an Intranet for all users that don't have access to the system.

System admins - heads up!

With version 5 farmerswife supports integration to Active Directory® that allows the users in farmerswife to be created and slaved, based on the users which exist in groups in Active Directory®. For more detailed information please look for the MSAD setup manual on our Knowledge Base.

Lots of invoices to send out? Easy! And just pro forma ...

You can now send an invoice per automated email. Once an email is sent, it appears as "Mail And Mark As Sent" in the pop-up, which will send the Invoice as a pdf to the Contact Client. In order to not immediately assign an Invoice Number, the 'Proforma' Invoice Numbers can be enabled. An Invoice Number will only be assigned when the invoice is moved to the Invoice Manager. For more details see the Release Notes and related documentation.

Track your files on the hard disk with the new 'Parent Media' feature

Media can now be organized in a parent-child relationship, useful for example for boxes of tapes and registering which tapes are inside which boxes. It could also be used for organizing files, where one file can be stored on multiple hard drives.

Print Designer improvements

You can now configure the Print Designer Page Number Setup and also to zoom into 75% showing the full page on most setups. More fields have been added to various Print Designers, for a full list please check out the Release Notes.